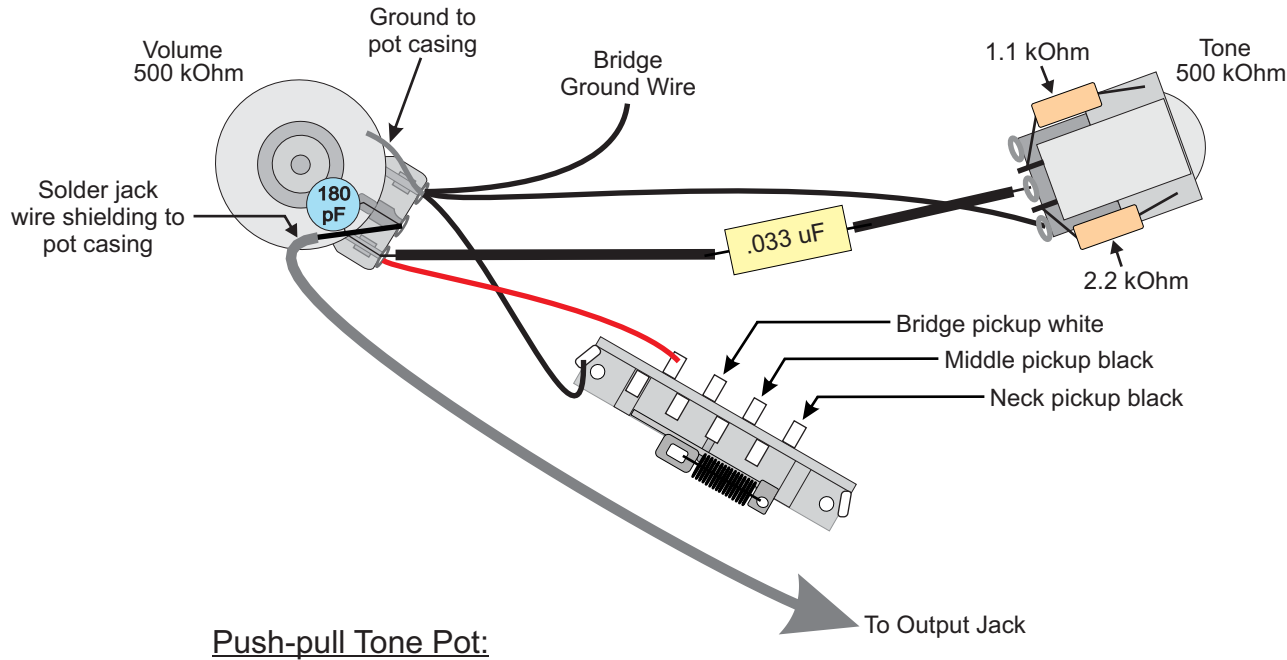
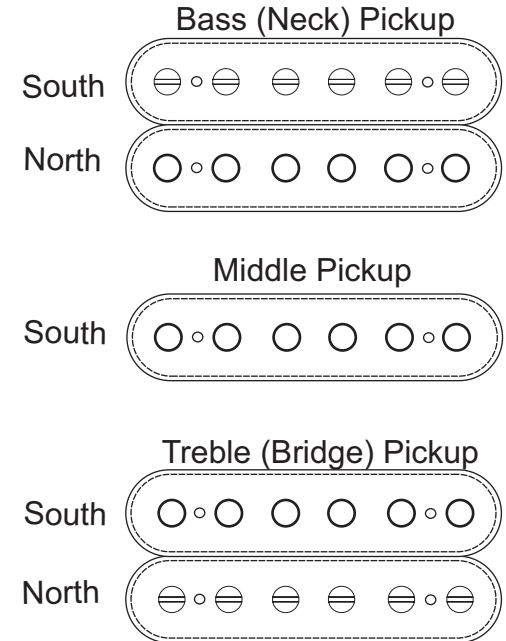
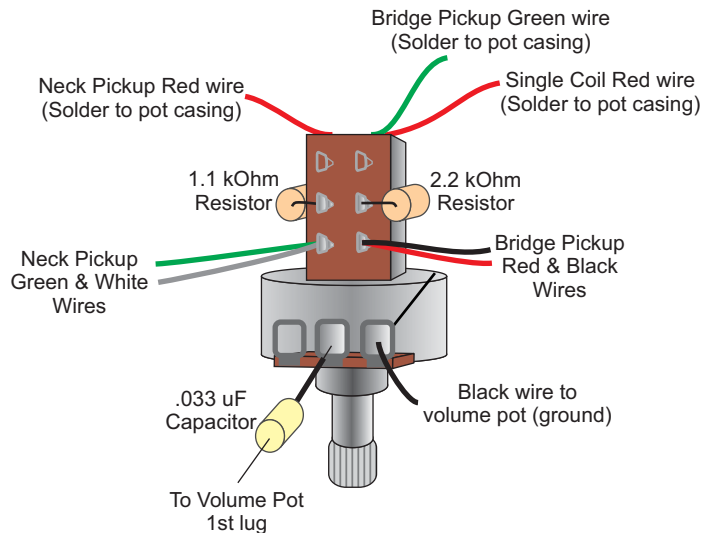


Used on these models:
PRS SE Swamp Ash Special

Note Pickup shape is just for reference.
 All pickups using this diagram shall be oriented in this manner.



Push-pull Tone Pot:



Operating Instructions

Push-Pull Tone Pot Down:

- Position 1 - Bridge Humbucker
- Position 2 - Bridge Humbucker and Middle Single Coil
- Position 3 - Middle Single Coil
- Position 4 - Neck Humbucker and Middle Single Coil
- Position 5 - Neck Humbucker

Push-Pull Tone Pot Up:

- Position 1 - Bridge Single Coil
- Position 2 - Bridge Single Coil and Middle Single Coil
- Position 3 - Middle Single Coil
- Position 4 - Neck Single Coil and Middle Single Coil
- Position 5 - Neck Single Coil