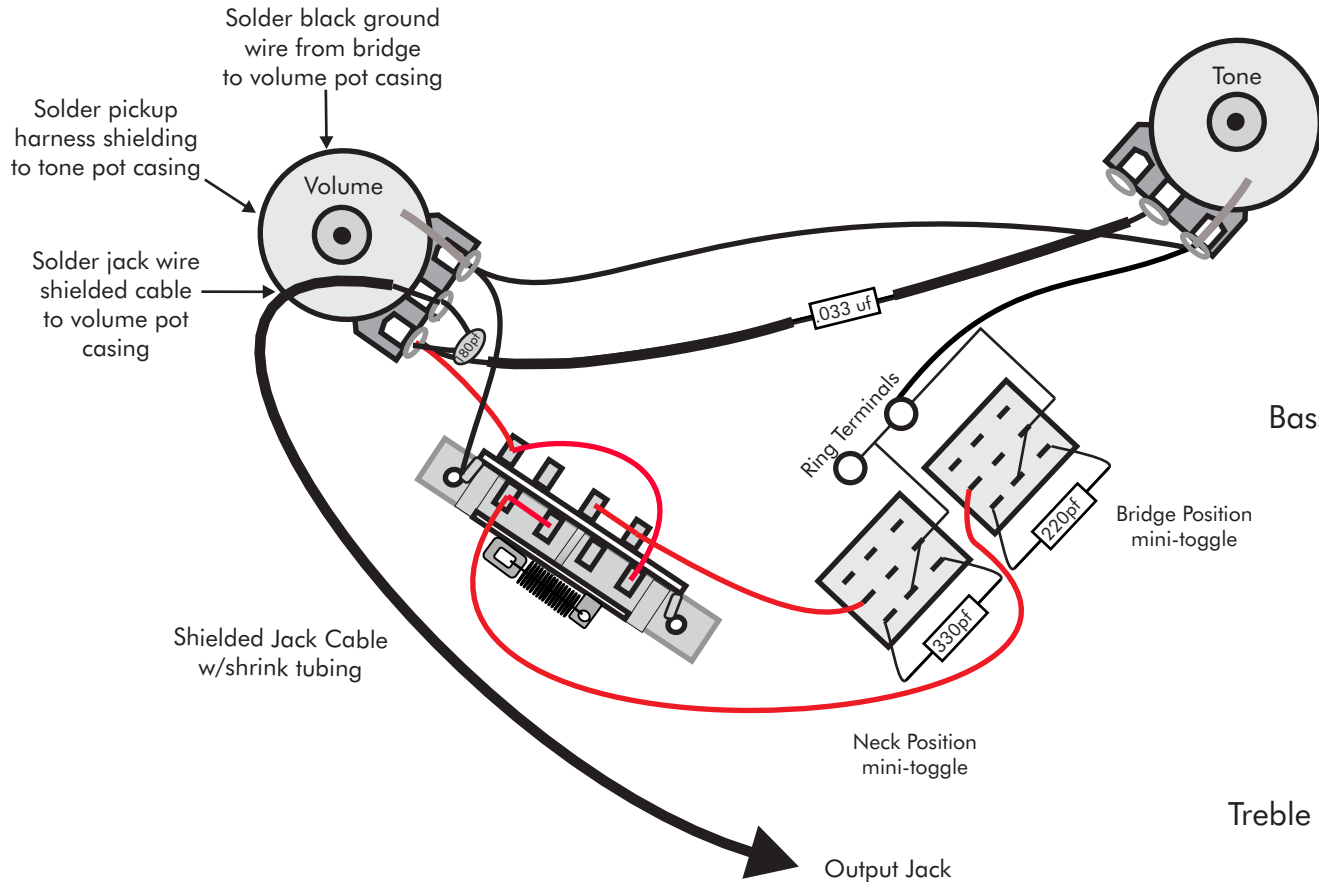



Model:
PRS 408



Note Pickup shape is just for reference.
All pickups using this diagram shall be oriented in this manner.


Neck location

North
Bass (Neck) Pickup
South



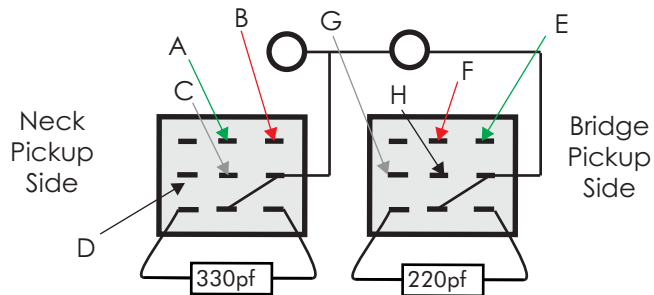
South
Treble (Bridge) Pickup
North

Bridge location



Neck Pickup Wires
A - Green
B - Red
C - White
D - Black

Bridge Pickup Wires
E - Green
F - Red
G - White
H - Black



Operating Instructions

3-Way Blade Switch

- Position 1 (down) - Treble Pickup
- Position 2 (middle) - Treble and Bass Pickups
- Position 3 (up) - Bass Pickup

Mini-Toggle Switches

- Down - Humbucker Mode
- Up - Single Coil Mode