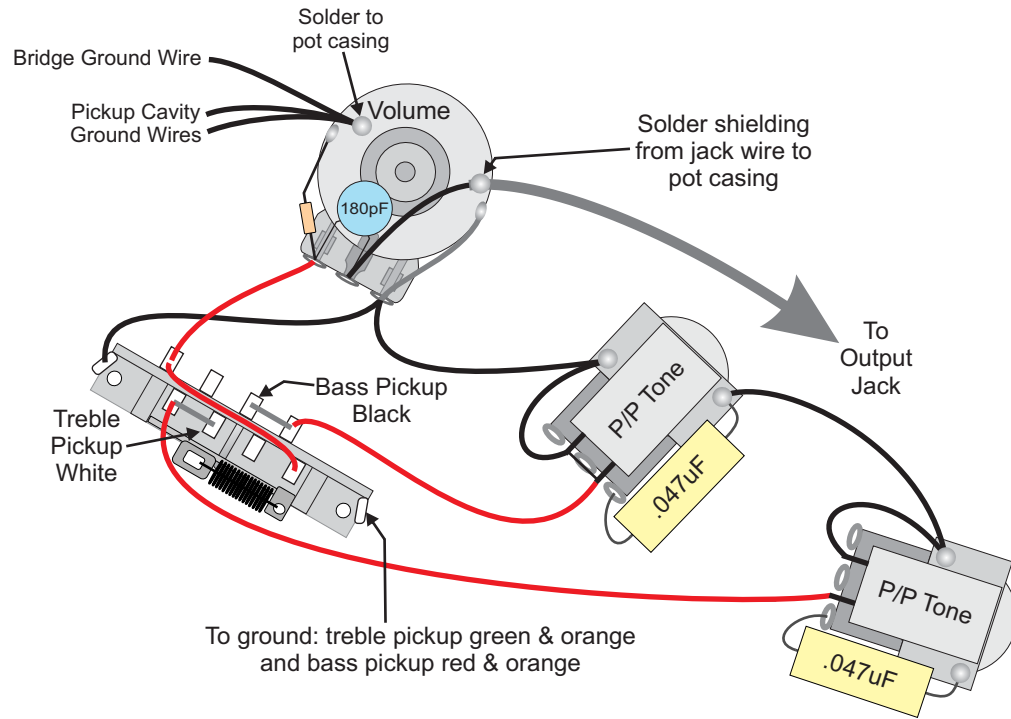



Model:
PRS Fiore HH

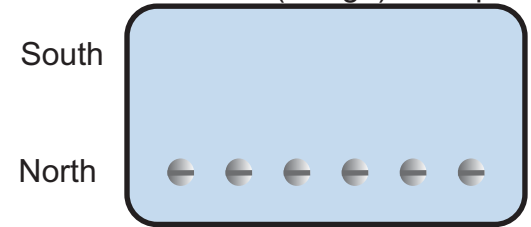
Note: Pickup shape is just for reference.
All pickups using this diagram shall be oriented in this manner.



Bass (Neck) Pickup

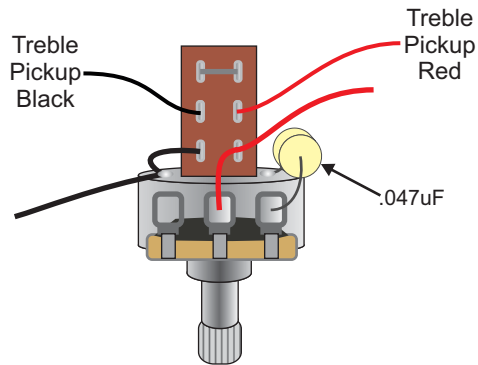


Treble (Bridge) Pickup



Bridge location

Treble Pickup
Push-pull Tone Pot:



Description and Operating Instructions

Master volume and two push/pull tone knobs with
3-way blade pickup selector switch

3-way blade pickup switch:

- Position 1 (down) - treble humbucker
- Position 2 - treble humbucker and bass humbucker
- Position 3 - bass humbucker

Bass Push/Pull Tone:

- Down: bass humbucker in series
- Up: bass humbucker in parallel

Treble Push/Pull Tone:

- Down: treble humbucker in series
- Up: treble humbucker in parallel

Bass Pickup
Push-pull Tone Pot:

