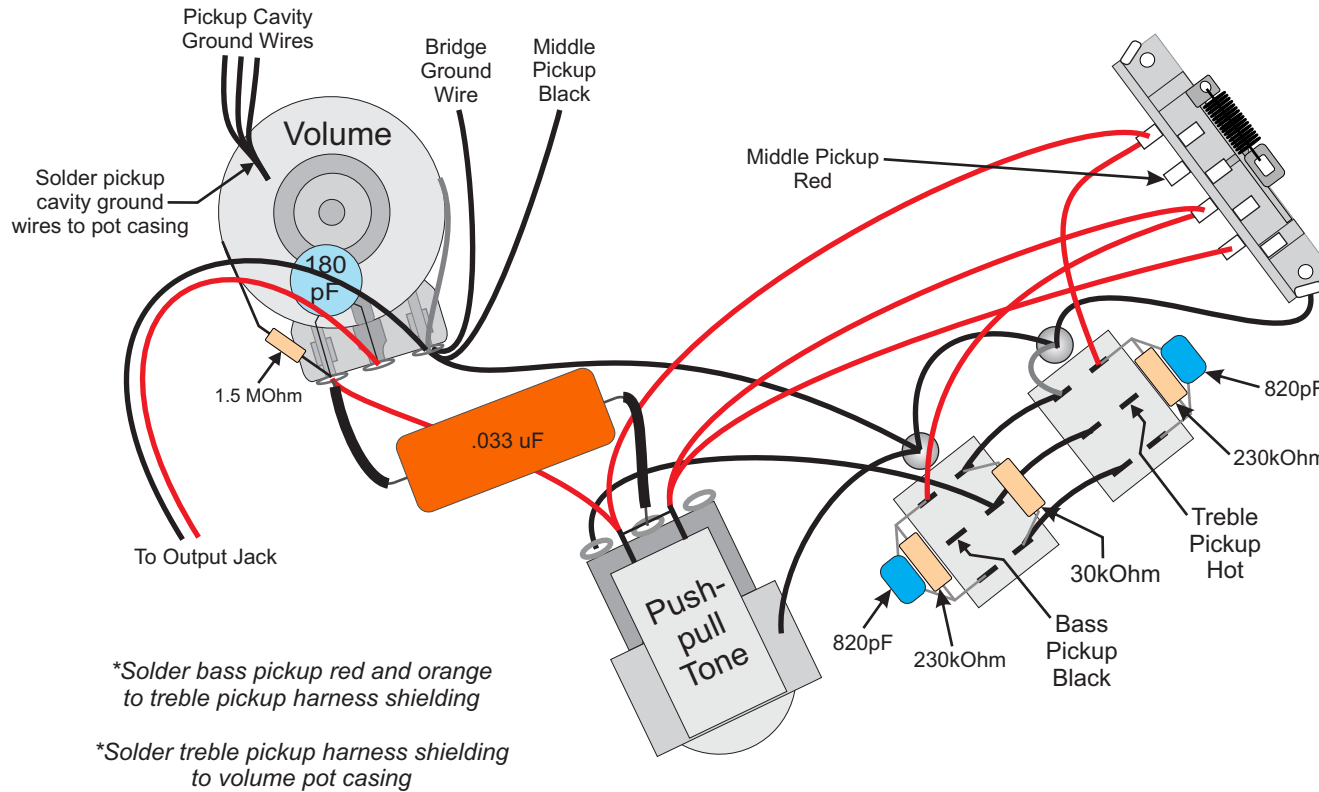
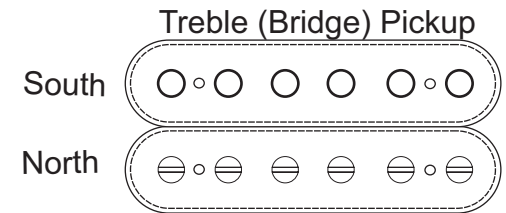
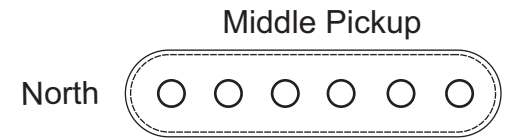
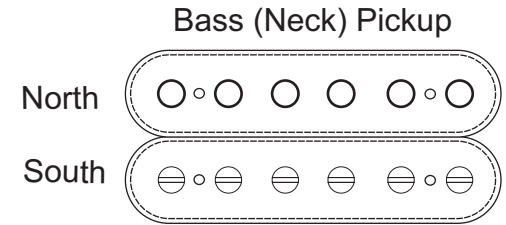


Model:
PRS Modern Eagle V



Note Pickup shape is just for reference.
All pickups using this diagram shall be oriented in this manner.



Bridge location

Operating Instructions

5-Way Blade Switch

- Position 1 (down) - Treble Pickup
- Position 2 - Treble and Middle Pickups
- Position 3 (middle) - Middle Pickup
- Position 4 - Middle and Bass Pickups
- Position 5 (up) - Bass Pickup

Mini-Toggle Switches

- Down - Humbucker Mode
- Up - Single Coil Mode

Push-Pull Tone Pot

- Down - No changes
- Up - Adds Treble and Bass Pickups to Active Circuit and sends to output in addition to 5-way bladeswitch pickup selection(s)