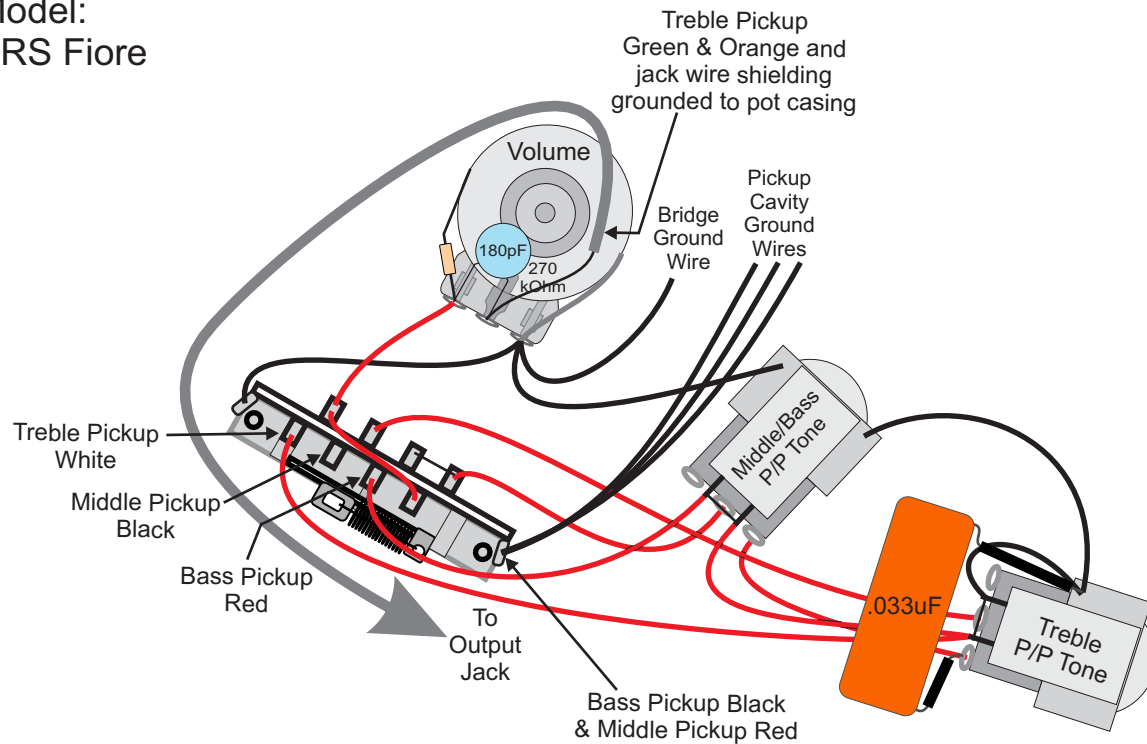
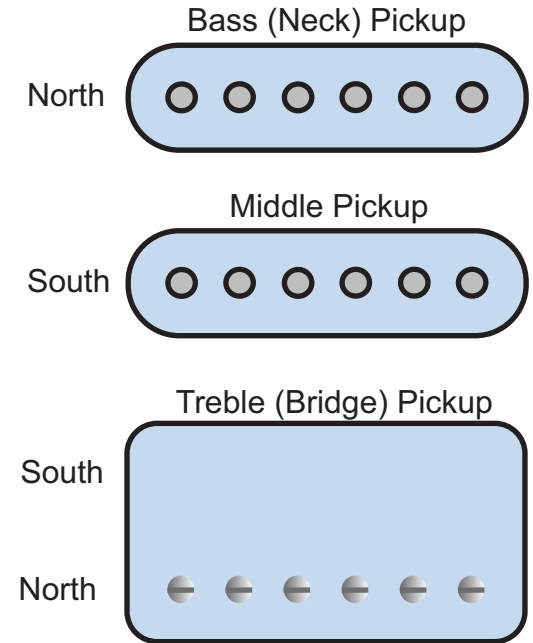


Model:  
PRS Fiore

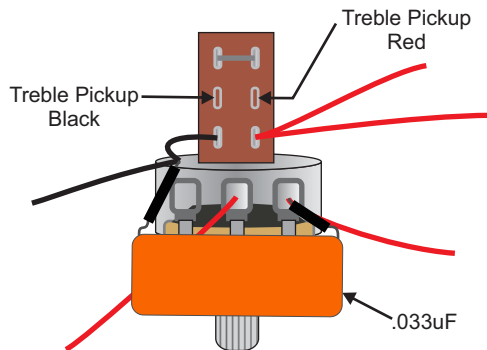


Note: Pickup shape is just for reference.  
All pickups using this diagram  
shall be oriented in this manner.



Bridge location

Treble Pickup  
Push-pull Tone Pot:



Description and Operating Instructions

-Fiore-H, Fiore-S, Fiore-S pickups  
-Master volume and two push/pull tone knobs with 5-way blade pickup selector switch

5-way blade pickup switch:

- Position 1 (down) - treble humbucker
- Position 2 - treble humbucker and middle single coil
- Position 3 - middle single coil
- Position 4 - middle single coil and bass single coil
- Position 5 (up) - bass single coil

Push/Pull Tone (center control): controls middle and bass single coils

Down: Standard 5-way setting with treble humbucker in series

Up: Activates outside pickups in position 1, 2, 4, 5

In positions 1 & 5, the treble & bass pickups are both on.

In positions 2 & 4, all three pickups are on.

In position 3, the middle pickup is on.

Push/Pull Tone (bottom control): controls the treble humbucker

Down: Standard 5-way setting with treble humbucker in series

Slightly more volume, mids, and bass

Up: Standard 5-way setting with treble humbucker in parallel

Scooped mids, slightly more treble