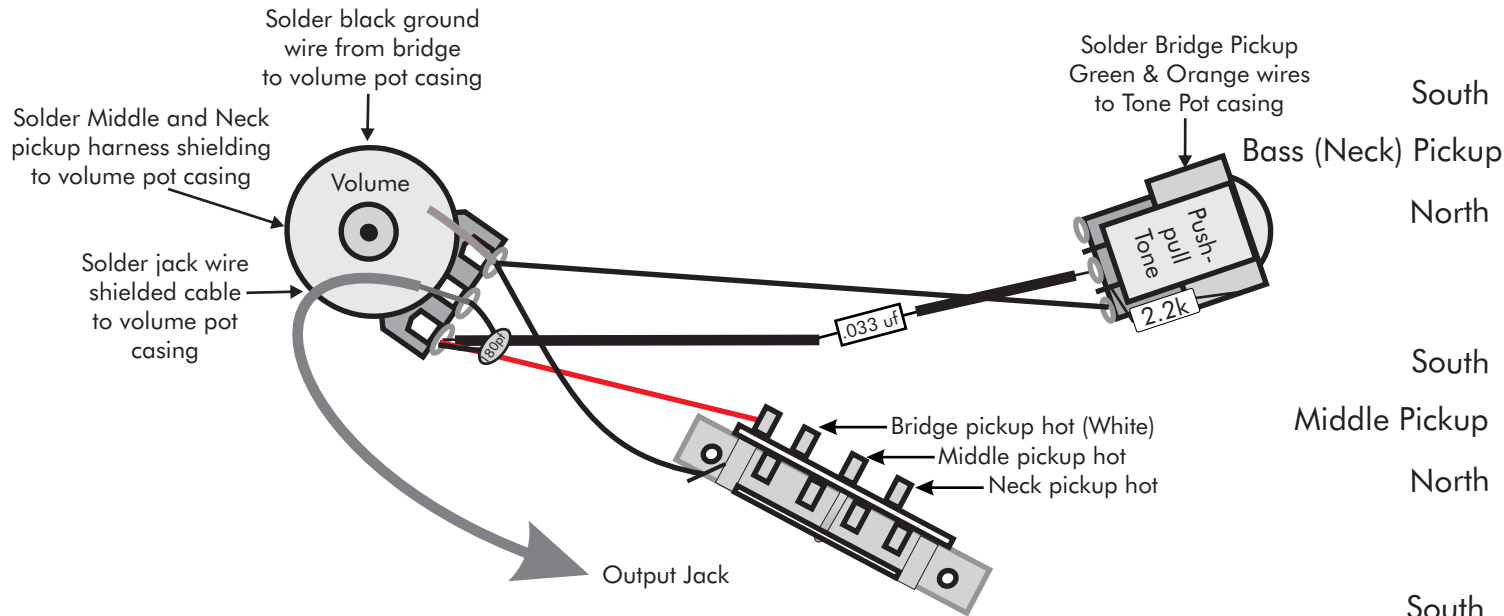



Note Pickup shape is just for reference.
All pickups using this diagram shall be oriented in this manner.



South


Neck Pickup



North

South

Middle Pickup




Middle Pickup

North

South

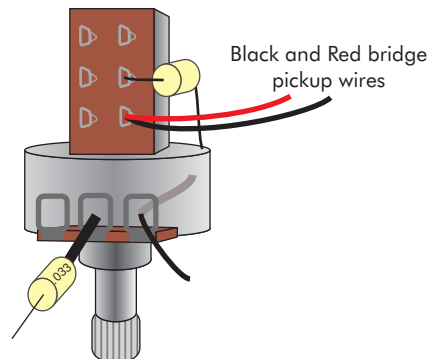
Bridge Pickup



Treble (Bridge) Pickup

North

Push-pull tone pot:



Operating Instructions

5-Way Blade Switch

- Position 1 (down) - Bridge Pickup
- Position 2 - Bridge and Middle Pickups
- Position 3 - Middle Pickup
- Position 4 - Middle and Neck Pickups
- Position 5 (up) - Neck Pickup

Push-Pull Tone Pot

- Down - Humbucker Mode
- Up - Single Coil Model

Bridge location

THIS DOCUMENT CONTAINS CONFIDENTIAL MATERIAL OF PAUL REED SMITH GUITARS LIMITED PARTNERSHIP. AND CONTAINS INFORMATION THAT IS PRIVILEGED AND CONFIDENTIAL. YOU ARE HEREBY NOTIFIED THAT ANY DISSEMINATION, DISTRIBUTION, COPYING OR USE OF ANY INFORMATION CONTAINED HEREIN IS STRICTLY PROHIBITED.

PRS PAUL REED SMITH
GUITARS