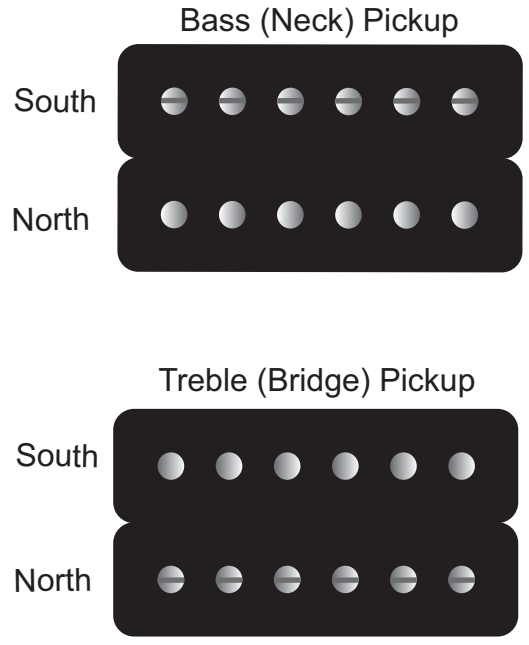
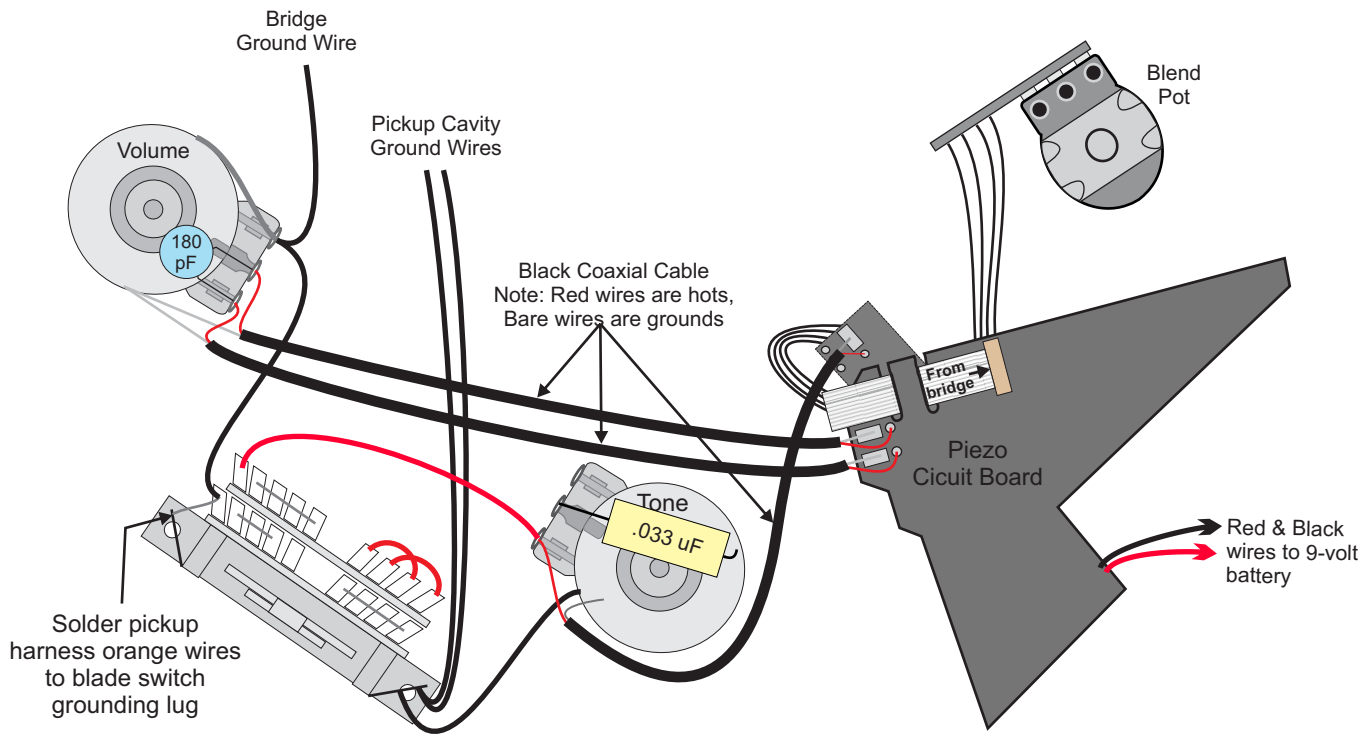


Model:  
Custom 24 Piezo

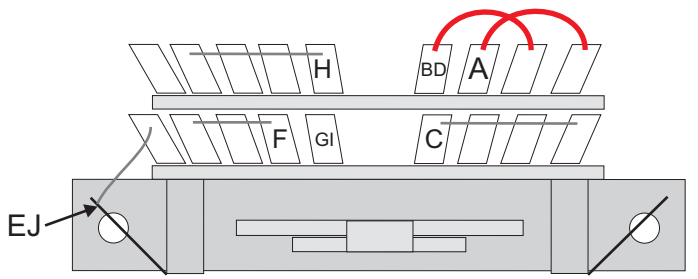
Note: Pickup shape is just for reference.  
All pickups using this diagram shall be oriented in this manner.



Bridge location

Solder pickup harness orange wires to blade switch grounding lug

5-way Pickup Selector Switch:



Bass Pickup Wires

- A - Green
- B - Red
- C - White
- D - Black
- E - Orange

Treble Pickup Wires

- F - Green
- G - Red
- H - White
- I - Black
- J - Orange

Operating Instructions

- 5-way blade pickup switch:
- Position 1 (down) - Treble Pickup
  - Position 2 - Treble Humbucking Pickup and Bass Slug Coil
  - Position 3 - Treble and Bass Humbucking Pickups
  - Position 4 - Treble Slug Coil and Bass Slug Coil
  - Position 5 (up) - Bass Pickup
- Mini Toggle Switch:
- Down - Magnetic Pickup Mode
  - Middle - Magnetic Pickup and Piezo Modes
  - Up - Piezo Mode

