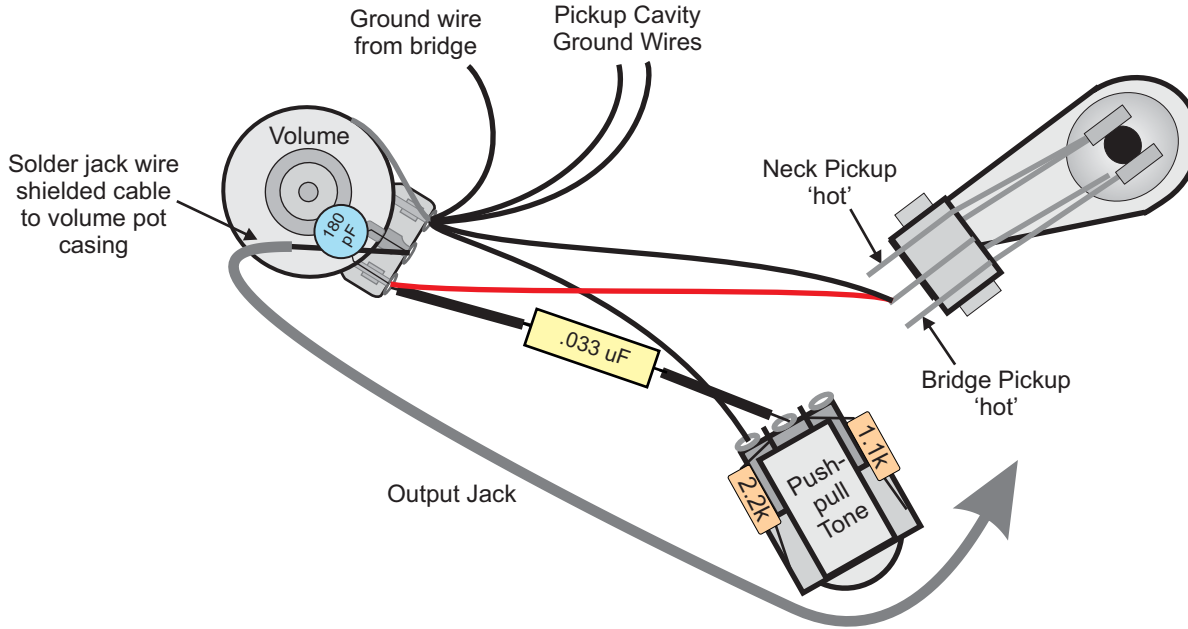



Model:
 PRS CE 24
 PRS CE 24 Semi-Hollow
 PRS CE 24 Standard

Note: Pickup shape is just for reference.
 All pickups using this diagram
 shall be oriented in this manner.



Bass (Neck) Pickup


South



North

Treble (Bridge) Pickup

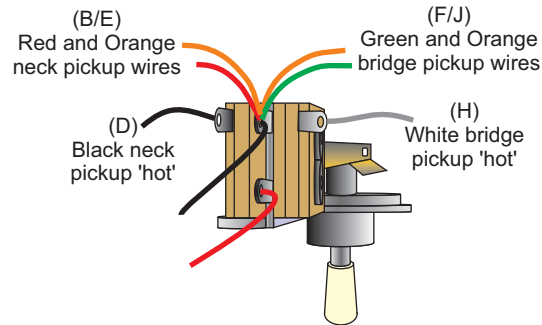
South



North

Bridge location

3-way Pickup Selector Switch:



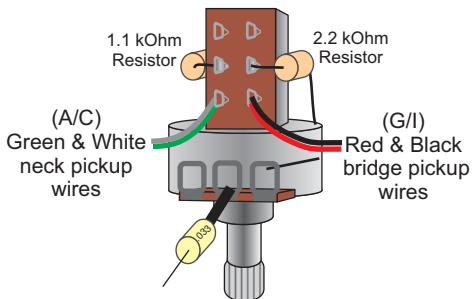
Neck Pickup Wires:

- A - Green
- B - Red
- C - White
- D - Black
- E - Orange

Bridge Pickup Wires:

- F - Green
- G - Red
- H - White
- I - Black
- J - Orange

Push-pull Tone Pot:



Operating Instructions

- 3-way toggle pickup switch:
 Position 1 (down) - Treble Pickup
 Position 2 - Treble and Bass Pickups
 Position 3 (up) - Bass Pickup

Push-Pull Tone Pot:

- Down - Humbucker Mode
- Up - Single Coil Mode